



## City of Hollywood Office of Planning

Topics covered in this brochure:

- ✍ Choosing your tree
- ✍ Planting your tree
- ✍ Proper tree pruning
- ✍ Choosing a tree service/arborist
- ✍ Hurricane preparedness for the landscape
- ✍ Pruning tools
- ✍ Ten most asked questions about trees
- ✍ Some Do's and Don'ts of tree care

Dear Residents,

Most of us enjoy the beauty and shade that trees provide around our homes, places of work, and urban environments. While there is no doubt that trees are a great asset, the rapid growth and development of Florida often appears to be the mortal enemy of our tree resources. This need not be the case. Tree Preservation can be compatible with development Trees and must be respected as living, breathing organisms. We encourage all property owners to join us by improving and maintaining their properties. If we all take pride in our community, the City of Hollywood will be a nicer place to call home.

---

### Choosing Your Tree

The quality or grade of a tree at planting can have a large impact on its longevity in the landscape. Better grades of trees will require less pruning after planting and they will become established more quickly. You should always ask for trees graded Florida # 1 when buying new trees from a nursery.

Choosing the "right tree" for the "right place" is one of the most important landscaping decisions you will make. Proper planning can help you to avoid future problems from cracked sidewalks to power outages.

- Find out how large the tree will be when it matures can reduce your future pruning.
- Make sure branching is evenly balanced on all sides of the tree.
- Check that tree does not have physical damage to the trunk or branches.
- Make sure containerized trees are not pot-bound or have roots extending out of the container.
- Whenever possible, choose tree species that are native to the South Florida area.

---

### Planting Your Tree

- Plastic "Grow Bags" must be removed before planting.
- Turn over the soil within an area equal to several diameters of the root ball and to a depth equal to the bottom of the root ball.
- The depth of planting should be close to the original depth. Insure that the trunk flair, (where the trunk widens) is just above the surface allowing air to circulate.
- It is essential to "water in" or soak the root ball to assure the removal of air pockets in the soil and get moisture into the roots. Water beyond the root ball to promote root extension.

---

### Proper Tree Pruning

Pruning is the selective removal of plant or tree shoots and branches. Pruning is used to enhance safety, to improve the health, control the growth, or enhance flowering, fruiting or appearance of the plant or tree. Pruning should be a routine part of plant maintenance and not be delayed until the landscape is over grown.

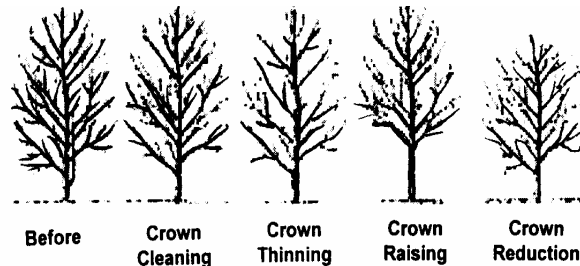
Trees should be pruned for the first time 2 to 5 years after planting, then every 5 to 7 years thereafter. Pruning is best done from winter to early spring (before new growth starts) because wounds close quickly as growth starts in the spring and insect and disease infestations are less likely.

Step back and look at the tree to be pruned. Try to imagine what it will look like when it is going to be larger, and remember that tree limbs will increase in diameter and lengthen but will not move upward on the trunk as the tree grows.

---

### Pruning according to ANSI A 300-95

Pruning should be done according to American National Standard ANSI A300-95, tree, shrub and other woody plant maintenance standard practices. This standard is intended to apply to any person or entity engaged in the business, trade, or performance of repairing, maintaining, or preserving trees.



**Crown cleaning:** The removal of dead, dying, diseased, crowded, weakly attached, low-vigor branches, and water sprouts from a tree's crown.

**Crown thinning:** Remove branches to increase light and air penetration while maintaining the tree's natural shape.

**Crown raising:** Remove lower branches from a tree to provide clearance for buildings, vehicles, pedestrians and vistas.

**Crown reduction:** Reduce the size of a tree often to provide clearance for utility lines. Reducing the height or spread of a tree is best accomplished by pruning back the leaders and branch terminals to lateral branches that are large enough to assume the terminal roles (at least one-third the diameter of the cut stem). Compared to topping, this helps maintain the form and structural integrity of the tree.

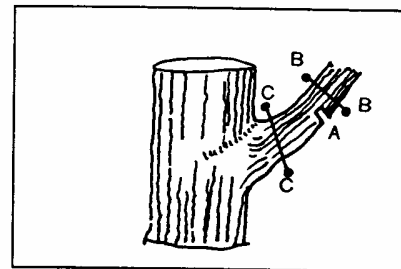
---

### Proper pruning cuts

In order to make a proper pruning cut, you must first locate the branch collar. The branch collar is an extension of the main stem of the tree where the branch joins the main trunk. Cutting into the branch collar allows decay to expand into the main trunk of the tree.

#### **When pruning:**

- ? Always make pruning cuts on the outside of the branch collar.
- ? Do not leave branch stubs, living or dead.
- ? Use sharp hand tools designed for pruning, and wear safety equipment.
- ? Do not paint wounds with pruning paint. It does not prevent decay and may interfere with wood closure.
- ? Homeowners should not climb a tree to prune limbs or attempt to prune limbs near overhead power lines.
- ? Never remove more than 1/3 of the live crown in a single pruning.



Removing a branch over 1 1/2" diameter. First cut at "A" until saw binds, then cut at "B-B" 2 to 4 inches beyond "A" until the branch fall, then cut at "C-C", outside of the branch collar.

---

## Pruning palms

Use special care when pruning palms. A palm will die if the terminal bud is cut or injured. Some palms such as the Royal Palm will naturally shed old fronds. If they are growing where falling leaves may be hazardous, remove leaves before they drop. Other palms do not shed fronds as they die. These fronds should be removed because they often harbor insects and rodents, and may become a fire hazard. Cut all palm fronds from the underside tearing the fibers of the palm stem.

---

## Choosing a Tree Service/Arborist

It is important to choose a tree care professional. Good arborists will be familiar with proper standards and are able to assist you with all phases of tree maintenance. Homeowners who rush to accept the service of a tree expert are frequently taken advantage of by fly-by-night amateurs with a pickup truck and chainsaw. The result of this is poor quality work, and that creates additional long-term costs. The arborist (tree care professional) you will want to hire should:

- ? Have an occupational license and a bonafide business in the community.
- ? Be listed in the telephone directory "yellow pages" commonly under tree service.
- ? Be fully insured for property damage, personal liability and worker compensation.
- ? Be a member of a professional association such as the National Arborist Association, the Florida Arborist Association, the International Society of Arboriculture, or the American Society of Consulting Arborist.

---

## Hurricane Preparedness for the Landscape

### Pre-hurricane tree pruning

South Florida's hurricane season goes from June 1 to November 15. When a hurricane watch or hurricane warning is announced, it is almost too late to start pruning trees to prevent hurricane damage. Trimming trees during squally weather is highly hazardous to the person doing the pruning and may harm objects in the area, particularly electrical lines. The time to prune is well before a hurricane watch is announced. The best months of trimming are November, December and January, when the trimmer can use good judgement and will be able to haul away major trimmings or have them chipped and piled up.

### Prune for strength and form

#### Prune for strength by removing:

- ? Multiple trunks or co-dominant leaders to encourage the growth of one main trunk
- ? Injured, diseased and dead branches
- ? Rubbing branches

#### Prune for form by removing:

- ? Excess lateral branches to produce a ladder effect at maturity
- ? Water sprouts and root suckers
- ? Limbs that turn inward, cross or extend

### Topping and excessive lifting will damage the tree

Both methods of pruning listed below increase the chances of wind damage in the long run, are violations of Hollywood and Broward County ordinances, and can incur fines to both the tree service and the property owner.

## Topping

Topping is a type of pruning where most of the canopy is removed from the tree, leaving mostly branch stubs. Topping initiates decay in the trunk and main branches and attracts wood boring insects. Topping a large tree causes excessive sprouting of weakly attached new branches, and increases wind resistance by creating denser branching patterns. Never top a tree or allow anyone to top one of your trees. Competent arborists do not top trees.

? **Topping is a violation of Hollywood and Broward County ordinances!**

## Excessive Lifting

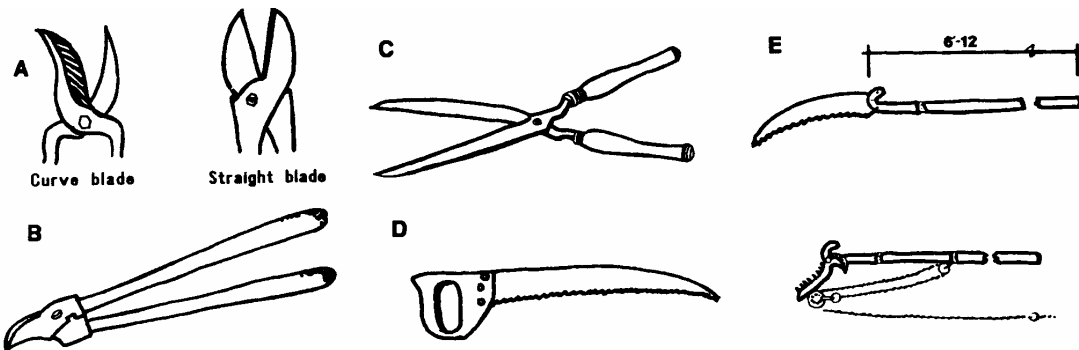
Lifting trees is a common pruning where the lower branches of the tree are removed to provide clearance for cars, structures, etc. Over lifting, or excessive thinning of trees is a poor pruning practice. This type of pruning creates a condition where trees become top-heavy, reduces trunk taper and increases chances of branch breakage. It also disfigures the natural form of the tree.

? **Over lifting of trees is a violation of Hollywood and Broward County ordinances!**

---

## Pruning Tools

Basic tools used in pruning are hand pruner, loppers, hedge shears and saws (see figure). Hand pruners are used for small branch and twig cleanup, loppers for branches up to ½ inch in diameter, pruning saws for larger branches and hedge shears for trimming closely clipped formal hedges only. Both shears and saws are available on poles, which are handy to prune difficult to reach branches.



**Pruning tools** (A) Hand pruners are used to cut branches less than 1/4" in diameter. (B) Loppers are used to cut branches up to ½ in diameter. (C) Hedge shears are used to shear formal hedges. (D) Saws are used to remove larger branches. (E) Pole saw and pruner are used to prune difficult to reach branches.

---

## Ten Most Asked Questions about Trees

Q: Do I need a Permit to remove a tree in Hollywood?

A: Generally speaking yes, however, the following trees are exempted: Florida Holly (Brazilian Pepper), Melaleuca, Schefflera, Norfolk Island Pine and Australian Pine.

Q: Will the City trim the trees in the swale areas?

A: Only in cases where they block a street light or a traffic sign.

Q: Will the City remove trees in the swale areas?

A: Only in cases where a tree interferes with a street light, fire hydrant, storm water drain or are deemed to be hazardous.

Q: Who maintains the trees located in the swale areas?

A: By Ordinance, the owner of that property that abuts a swale where the tree is located, is responsible for the care and maintenance of that tree, as well as any sidewalk.

Q: Why do we have to replace a tree we remove?

A: To replenish lost tree canopy. It is estimated that the City of Hollywood at present has less than 50% of the desired level of green canopy. Replacement of trees helps to increase the City's desirable canopy levels.

Q: My neighbor's tree is growing into my property and he refuses to trim it; will the City require him to trim his tree?

A: The City considers this a dispute between neighbors and cannot get involved unless the tree is causing a hazardous situation.

Q: If my neighbor won't trim his tree and the City won't make him, what can I do?

A: You may trim that part of the tree that extends over your property, but by Ordinance you are required, when trimming trees, to use The American National Institute A-300 Standards.

Q: Do we need a Permit to plant trees?

A: No. However, in swale areas there are requirements concerning: streetlights, alley and street intersections, fire hydrants, storm drains, overhead power lines, width of swale, and the type of trees allowed in these areas. Consultation with the City's Landscape Inspector is advised.

Q: How can we obtain a tree removal/relocation permit?

A: Permits are available in 315 at City Hall or call (954) 921-3471 and staff will fax an application to you.

Q: Whom do I contract with to cut my tree?

A: Anyone who adheres to the American National Institute A-300 Standards and can produce the appropriate licenses and insurance binders.

---

## Some DO'S and DON'Ts of Tree Care

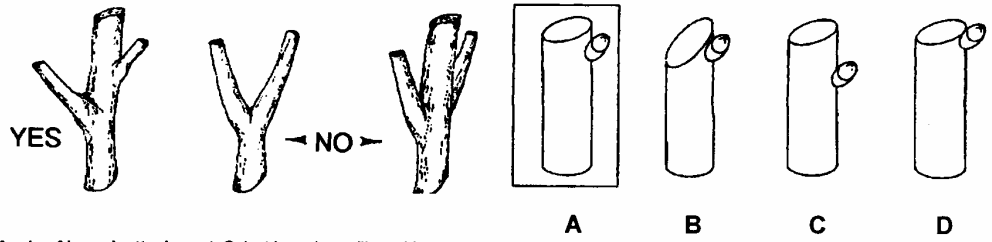
### DOs

- ? When trimming trees, do adhere to the American National Institutes A-300 Standards, which can be obtained from the Office of Planning.
- ? Do obtain a permit when removing or transplanting a tree, from the Office of Planning, 2600 Hollywood Blvd., Room 315.
- ? Do make sure, when hiring a tree trimming company that they are Certified Arborists or they adhere to the A-300 Standards. They must have a valid occupational license and current insurance.
- ? If you have to climb a ladder to trim a tree, do hire a professional tree trimmer instead.
- ? Do contact the City's Landscape Inspector, at (954) 921-3471, when questions arise concerning trees within the City.

### DON'Ts

- ? Don't trim a tree that is growing within striking distance of power lines, only FPL or professional tree trimmers are trained to perform this procedure.
- ? Don't be pressured by door-to-door tree trimmers into having your trees trimmed. Obtain bids by other tree trimmers in the business and compare.
- ? Don't plant or cultivate nuisance trees, a list can be obtained from the Office of Planning (954) 921-3471.
- ? Don't top or hatrack a tree (cutting off its top). This is a violation of Broward County and City of Hollywood Ordinances.
- ? Don't paint wounds with pruning paint. It will not prevent decay and may inhibit wound closure.
- ? Don't leave sod around trees, replace it with mulch. Lawn mowers and string trimmers can cause severe damage to the tree.

? Don't over-prune trees (removing over 1/3 of the canopy).



**Angle of branch attachment:** Select branches with a wide angle to the trunk and remove those growing in a nearly vertical position. Forked trunks are dangerous. One of the forks should be removed as soon as it is recognized.

**Proper pruning angle:** "A" is a correct cut, "B" is too slanted, "C" is too far from the bud and "D" is too close to the bud.

**CITY COMMISSION**

Mara S. Giuliani, Mayor

Fran Russo, Commissioner

Cathleen A. Anderson, Commissioner

Beam Furr, Commissioner

Sal Oliveri, Commissioner

Keith Wasserstrom, Vice-Mayor

Peter Bober, Commissioner

CITY MANAGER – Cameron D. Benson

CITY ATTORNEY - Daniel L. Abbott

Office of Planning

H:Publications/Landscape Brochure